

# HSD Series

## ACCURACY AND PRECISION

Excellent for Micro Machining



Specifications		MSD-500	HSD-500	HSD-575	HSD-700	HSD-1000
<b>TRAVEL</b>						
X-axis	mm	500	500	500	700	1020
Y-axis	mm	400	400	750	500	850
Z-axis	mm	200	350	350	400	500
<b>DISTANCE</b>						
Spindel nose to table	mm	100~300	150~500	150~400	150~550	200~700
<b>TABLE</b>						
Table (LXW)	mm	600 x 500	600 x 500	600 x 800	510 x 800	1020 x 700
Dimension of T-slot	mm	4 x 18 x 110	4 x 18 x 110	5 x 18 x 125	5 x 18 x 100	6 x 18 x 125
Max. table load	kg	350	350	350	500	800
<b>SPINDLE</b>						
Spindle Taper-40		-	-	-	BT/CAT/DIN (HSK Opt.)	
Spindle motor- cont/ 30min	kw	7.5~9	7.5~9	7.5~9	7.5~11	7.5~11
Direct driver spindle (Taper-40)	mm	-	-	-	10000rpm, 12000rpm and 15000rpm Opt.	
Build-in spindle (Taper-40/ HSK-E40/50/63)	mm	30000 / 40000 / 60000 (HSK-E32/E-40/ISO-10)			20000 / 30000 Opt.	
<b>ATC</b>						
ATC-Genva type (Fully enclosed)	tools	16	16	16	20	16 / 30 / 48
<b>FEED RATE</b>						
Rapid feed rate-X/Y/Z	m/min	30 / 30 / 30	30 / 30 / 30	30 / 30 / 30	30 / 30 / 30	40 / 40 / 40
Axis feed motor- X/Y/Z	kw	2.0 / 2.0 / 2.0	2.0 / 2.0 / 2.0	2.0 / 2.0 / 2.0	3.0 / 3.0 / 3.0	4.5 / 4.5 / 4.5
X ballscrew (dia. x pitch)	mm	32 x 10	32 x 10	32 x 10	40 x 10	45 x 12
Y ball screw (dia. x pitch)	mm	32 x 10	32 x 10	32 x 10	40 x 10	45 x 12
Z ball screw (dia. x pitch)	mm	32 x 10	32 x 10	32 x 10	40 x 10	45 x 12
Linear guide width ( X/ Y/ Z)	mm	35x2 / 30x2 / 35x2	35x2 / 30x2 / 35x2	35 / 30 / 35	40 / 40 / 40	45 / 45 / 45
<b>MACHINE</b>						
Power consumption KVA (Transformer)	KVA	25	25	25	35	45
Pneumatic Supplier	kg/cm <sup>2</sup>	5.5~6.5	5.5~6.5	5.5~6.5	5.5~6.5	5.5~6.5
Coolant tank capacity	liter	210	210	240	240	310
Floor space requirement	cm	2150 x 2066	2150 x 2066	2200 x 2490	2706 x 2107	3300 x 3000
Floor space requirement (with conveyor)	cm	3300 x 2066	3300 x 2066	3300 x 2490	3850 x 2107	4500 x 3300
Machine weight	kgs	3000	3000	4000	6000	13000

• All specifications, dimensions and design characteristics shown in this catalogue are subject to change without notice.

### Standard Equipment :

- Tools kit
- LED work light
- 3-step warning light
- Leveling blocks & blots
- Fully enclosed splash guard
- Rigid Tapping
- Spindle coolant nozzle system
- Spindle Air Blast
- Central Lubrication system
- Auto interrupt & power off system
- Portable hand wheel
- CNC Manual

- Operation manual, Maintenance manual
- Test Report in CD format
- Air gun
- Coolant gun
- Guideway cover (X,Y,Z)
- Heat Exchanger for Electrical Cabinet
- Safety door
- Spindle coolant system
- Cutting air blast
- Cutting coolant system
- Spindle oil chiller

### Optional Equipment :

- Oil skimmer
- CTS 20-70BARS
- Linear scale
- Oil mist coolant system
- Oil mist collector
- Belt type chip conveyor
- Screw type chip conveyor
- Workpiece measurement system
- Auto Tool touch probe
- Auto Tool Laser probe
- A/C Cooler for Electrical Cabinet
- 4th Axis Rotary table
- 5th Axis Tilting Rotary table
- Heavy Duty coolant pump
- CE
- Paper Filter
- Machine Height 150mm More



# HSD Series

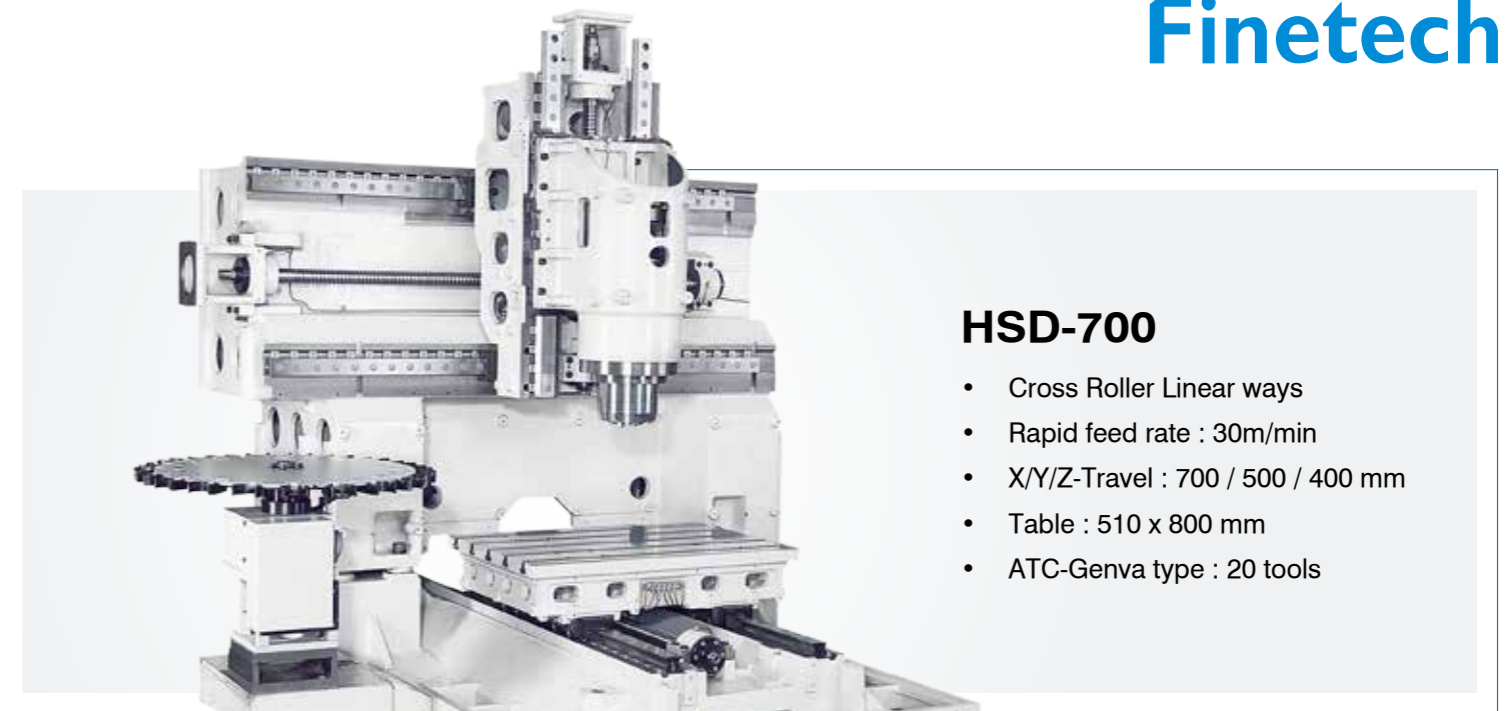
## High Speed Precision

Excellent for high speed machining and engraving



The HSD series machines are built for outstanding high speed performance which is required in today's mold making environment. The machine is designed to achieve very high velocity and low vibrations ensuring ultra-fast corner transitions, extremely high accuracy and fine surface finish.

All components used are of the highest quality and designed for many years of productivity.



### HSD-700



- Cross Roller Linear ways
- Rapid feed rate : 30m/min
- X/Y/Z-Travel : 700 / 500 / 400 mm
- Table : 510 x 800 mm
- ATC-Genva type : 20 tools

### HSD-500 / MSD-500

- Rapid feed rate : 30m/min
- X / Y-Travel : 500 / 400 mm
- Z-Travel : 350 mm (HSD-500)
- Z-Travel : 200 mm (MSD-500)
- Table : 600 x 500 mm
- ATC-Genva type : 16 tools

### HSD-575

- Rapid feed rate : 30m/min
- X/Y/Z-Travel : 500 / 750 / 350 mm
- Table : 600 x 800 mm
- ATC-Genva type : 16 tools



### HSD-1000

- Cross Roller Linear ways
- Rapid feed rate : 40 m/min
- X/Y/Z-Travel : 1020 / 850 / 500 mm
- Table : 1020 x 850 mm
- ATC type : 16, 30, 48 tools